



**Ruth Miskin  
Training**



***Read Write Inc. Phonics*  
Parents' Meeting  
Set 1 Sounds**

# Reading changes everything

---

Teach a child to read and keep that child reading and we will change everything.

**And I mean everything.**

*Jeanette Winterson*

# What is phonics?

---

Sounds

Graphemes

## English alphabetic code

---

- 44 sounds
- 26 letters
- Over 150+ graphemes (letter combinations)

One of the most complex alphabetic codes in the world.

# Speed Sounds Set 1

## Consonant sounds – stretchy

f	l	m	n	r	s	v	z	sh	th	ng
										nk

## Consonant sounds – bouncy

b	c	d	g	h	j	p	qu	t	w	x	y	ch
	k											

## Vowel sounds – bouncy

a	e	i	o	u
---	---	---	---	---

## Vowel sounds – stretchy

ay	ee	igh	ow
----	----	-----	----

## Vowel sounds – stretchy


oo	oo	ar	or	air	ir	ou	oy
----	----	----	----	-----	----	----	----

## Sound pronunciation guide



# Name the pictures

---



# Teaching letter formation

## Handwriting phrases for helping your child to form letters

This works best if your child practises for a short time every day.

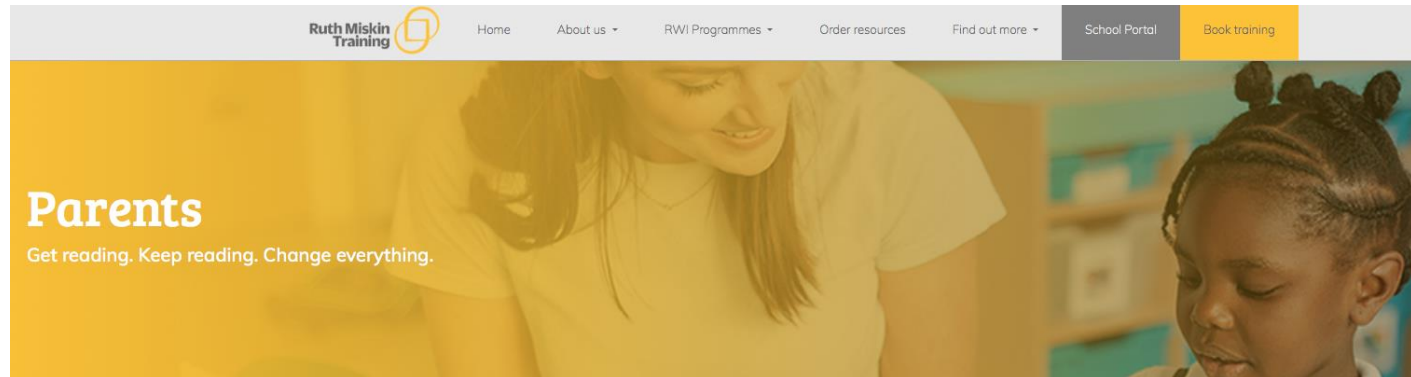
1. Show the picture side and air-write as you say the phrase.
2. Ask your child to practise in the air with you.
3. Using a sharp pencil and sat at a table, encourage your child to have a go.
4. Praise your child for their efforts.

- m Maisie, mountain, mountain  
a round the apple, down the leaf  
s slither down the snake  
d round his bottom, up his tall neck and down to his feet  
t down the tower, across the tower  
i down the body, dot for the head  
n down Nobby, over his net  
p down the plait and over the pirate's face  
g round her face, down her hair and give her a curl





# Free Video Tutorials (ruthmiskin.com)

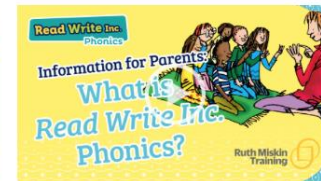
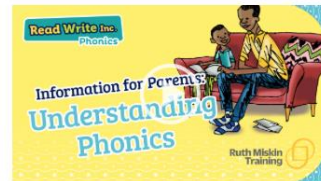


## ***Read Write Inc. Phonics – information for parents***

Our films show how we teach children to read and write with Read Write Inc. Phonics.

If your child is in a Read Write Inc. school or if you have bought a parent pack, the films will help you and your child practise together at home.

If you have a question for us, please get in touch via our [Facebook](#) and [Twitter](#) pages.



## What can I do?

---

1. Use pure sounds, not letter names
2. Teach the picture names
3. Practise reading sounds speedily -  
‘review, review, review’
4. Use the handwriting phrases for writing only

## Online resources available

---

Ruth Miskin Parents' Page:

<http://www.ruthmiskin.com/en/parents/>

Ruth Miskin Facebook:

<https://www.facebook.com/miskin.education>

Free e-books for home reading:

<http://www.oxfordowl.co.uk/Reading/>

# Teaching a Set 1 Sound - **in action**

---

# Reading changes everything

---

Teach a child to read and keep that child reading and we will change everything.

**And I mean everything.**

*Jeanette Winterson*

Any other questions

---

Q&A